

Dante AVIO™

Dante AVIO Install Analog Adapters Euroblock Pinout and Channel Mapping

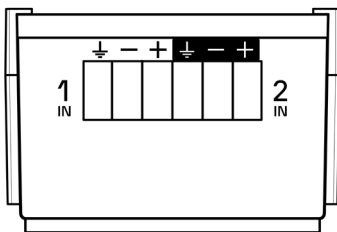
This guide provides a quick reference for the analog Euroblock pinout and channel mapping on Dante AVIO Install adapters, including identification of the positive (+), negative (-), and ground (\perp) terminals.

Wiring and Connector Overview

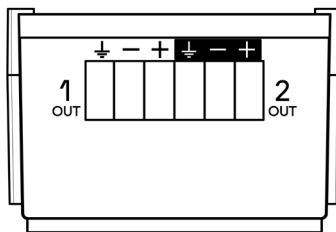
- \perp (Positive): Non-inverted audio signal
- (Negative): Inverted audio signal (used in balanced connections)
- \perp (Ground / Shield): Cable shield or reference ground

Connector Layout: Each 6-pin connector carries two channels, with three pins per channel (\perp , -, +)

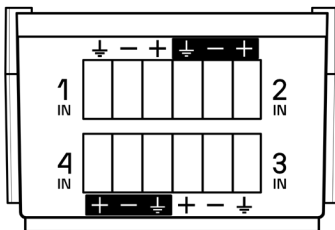
2-Ch Input



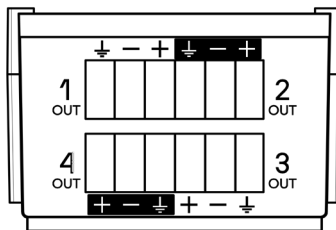
2-Ch Output



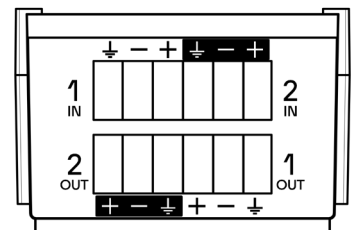
4-Ch Input



4-Ch Output



2-Ch In/2-Ch Out



Note: The second 6-pin connector (Channels 3/4 or 1/2 Out on the bidirectional model) is flipped in orientation relative to the first. Refer to the pinout diagram to verify channel and terminal positions.